

2024

Living Vehicle[®]







Contents

6	Founder’s Message
10	Awards
14	Innovations
18	2024 Models
22	HD Heavy Duty
38	LT Luxury Touring
54	LVenergy
56	Finishes & Materiality
60	Options
76	Tow Vehicles
82	Licenses & Certifications
84	Service & Warranty
88	Specifications

Founders’ Message

A Shared Dream

Living Vehicle was started out of a dream to change the world. Founded in 2017, Living Vehicle® has consistently led the charge as the undisputed innovator in the industry.

Inspired by our vision to create something better and guided by sustainability, we view the world through a different lens. We are in awe of what has been accomplished. Living Vehicle® stands as a testament to the passion, dedication, and progress we have made. It is a culmination of the tireless efforts of countless individuals who have come together to drive change for a better future. The capabilities, functionality, and quality behind every Living Vehicle® produced are unparalleled, making it a

truly exceptional product.

In the era of 3D and artificial reality, dreams are easy to see and experience in a virtual world. We choose to live in the real world. Execution is complex, and the manifestation of an idea is the only thing that matters. We are creators, and we believe dreams must become a reality. Every feature we present in this brochure today is being built, with production in full swing.

The release features some of the most revolutionary technology to achieve self-sufficiency and freedom from the grid. Living Vehicle is an All-Electric, perpetual power platform featuring multiple redundant backup fuel sources. Solar energy, water generation,

and power generation are just a few of the many ways we strive towards the ultimate goal: to create the very first Net-Zero living space. Self reliance and fierce independence are the virtues that drive our quest.

We are proud to replace last year’s offering with two new models for 2024. The **HD** and **LT** represent a massive leap forward in the evolution of relentless LV innovation. Living Vehicle has emerged as a self-sustaining off-grid luxury powerhouse. Let your curiosity run wild through the process of discovery behind this never-before seen release. Everything you see here today started as a dream. We are proud to share with you the Living Vehicle for 2024.

Matthew & Joanna Hofmann
Living Vehicle Co-Founders







THE ROBB REPORT

Best Travel Trailer to Live In: Living Vehicle

Matthew Hofmann's Living Vehicle trailers aren't just for a weekend in the woods; they're for actually living there. The chrome, shoe box-shaped trailer offers everything you would want from a New York apartment, with basically the same square footage. The former architect's trailers have it all—outsized windows, a skylight, spa-style bathroom, washing machine and a roof-top solar system allowing for off-the-grid living. And because everyone's idea of what makes the perfect home is their own, each unit is fully customizable.



SUNSET TRAVEL AWARDS

Off-the-Grid Getaway: Living Vehicle

The 2022 version of this luxe travel trailer runs on solar power, giving you the freedom of a refrigerator, air-conditioning, dishwasher, and more on wheels. The bedroom transforms into a mobile office, or you can convert it into a home theater. The best part? This vehicle can head off-road with its all aluminum frame and stainless-steel trim.



RETHINKING THE FUTURE AWARD

Architectural Innovation of the Year: Living Vehicle

"The sustainable travel trailer is a vision of that very future. The vehicle allows users to live and work off-grid with enduring, sustainable power. Designed to connect people with nature, mobility empowers connection with the world around and embraces the natural environment's healing powers. Above all, the mobile lifestyle encourages individuals to be true to themselves and through the freedom of choice – the choice to freely be your best self."



SKIFT IDEA AWARDS

Spaces & Places Winner: Living Vehicle

Living Vehicle® re-imagined how a recreation vehicle should look and function and, in the process, made the concept of work from anywhere genuinely possible. For example, the mobile desk package has a large walnut desk that can be lowered to reveal a queen-sized bed without disturbing the workplace. The 2022 Model features a wholly redesigned LVenergy System with enough power capacity to charge electric vehicles using a 240V level 2 charging station.





Innovation: The LV Standard

A red check box ☒ denotes standard equipment.

1 SELF-SUPPORTING PATIO DECK ☒

Embrace the outdoors with the LV® exclusive patio deck living space. Automatic winch controls raise and lower the 1500 lb. rated patio. Integrated dual-umbrella mounts are attached to the powder coated folding railing system for seamless setup.

2 WATER GENERATION

The 2024 Living Vehicle® creates its own water supply while travelling off-grid. Humidity is extracted out of the air to fill the fresh water tank. Coupled with never-before-seen resource capacity, time off-grid is significantly extended.

3 DUAL-ZONE MINI-SPLIT A/C & HEAT ☒

Gone are the days of inefficient RV-style rooftop air conditioners. Installed on all models is the European-style Mini Split system. With a SEER rating of 21, the system is ultra-efficient and capable down to -4° F with fully electric heat.

4 ARCHITECTURALLY DESIGNED DETAILS ☒

Living Vehicle® is built with a quality-first standard at all levels of design and engineering. One must see in person to fully appreciate the manufacturing standards and attention to architecturally designed details.

5 4-SEASON CAPABLE ☒

Living Vehicle® thrives below freezing, down to an industry first sub-zero, -4°F using electric heat with the **PRO** model. 100% rigid closed cell foam insulation and the conditioned basement that keeps the inside ice cool in up to 120°F + environments.

6 CERTIFIED TO MEET LEED IAQ STANDARDS ☒

Conceived by a team of LEED Accredited Professionals, we apply the same sustainable building practices found in traditional architecture. LV® is tested to meet LEED standards for indoor air quality.

7 AUTOMOTIVE QUALITY ☒

Living Vehicle® is architecturally designed down to the last detail; with minimal glues, solvents, and caulking, we limit engineered plastics wherever possible.

8 ALL-ALUMINUM CABINETRY ☒

When space efficiency is of utmost importance, storage solutions take maximum advantage of every inch. The cabinet package is purpose-engineered for mobile applications, ultra-durable, and highly functional.

9 THE LV ENERGY SYSTEM ☒

The powerhouse behind Living Vehicle®, LVenergy, features ultra-safe and readily available lithium-ion batteries rated for 10+ years and made from readily available marine-grade components.

10 HD AUTO LEVELING ☒

Previously reserved for million-dollar coaches, one-touch hydraulic Auto-Leveling is standard. 4-point digital leveling APP-controlled for a rock-solid foundation and will even raise the entire LV® to change a spare tire.



HD | LT



HD | Heavy Duty

CORE | MAX | PRO

Length	30'
Width	8'-6"
Base Weight	14 - 16K
GVWR	18 - 20K
Axles	3
Energy	21 -72kWh
Power	6 - 18kW
Solar	2kW-4.4kW (6kW OPT)
Sleeping	4 - 8
Temp. Rating	-4°F - 120°F

LIVING VEHICLE® HD

In the tradition of constant evolution and relentless innovation, a tremendously capable and functional model has emerged to replace the former generation of Living Vehicle®. Introducing the 30 foot long, three-axle beast of a modern masterpiece, the **HD** model features a redesigned bedroom with multiple options, including a King bed. The fully integrated Mini-Split HVAC system accommodates the expanded solar roof.

Current **HD** pricing may be reviewed online using the Living Vehicle configurator.

HD CONFIGURATOR



LT | Luxury Touring

CORE | MAX | PRO

Length	24'
Width	8'-6"
Base Weight	11 - 13K
GVWR	14 - 16K
Axles	2
Energy	21 - 72kWh
Power	6 - 18kW
Solar	1.2kW-3.4kW (5kW OPT)
Sleeping	4 - 6
Temp. Rating	-4°F - 120°F

LIVING VEHICLE® LT

Conceived as a vessel for travel and adaptability, the 24 foot stance offers a more nimble, agile, and adaptable shape shifter for adventure-based travel. With the same power and energy capabilities as her larger sibling, the Living Vehicle® **LT** is purpose-built for off-grid travel and ready to explore unknown destinations. The front sleeping area is reduced and the Euro Loft queen in the living area becomes the primary sleeping space.

Current **LT** pricing may be reviewed online using the Living Vehicle configurator.

LT CONFIGURATOR



Living Vehicle is assembled on top of the fully integrated commercial-grade aluminum chassis. Steel reinforcements are placed at high-stress points for added rigidity and load transfer. 

HD

PRO MODEL

2024

22

THE HD PRO

Featuring perpetual power from natural resources, the **HD-PRO** is the very definition of *Luxury Unplugged*. The **HD-PRO** inspires ultimate freedom from the grid, and offers the most powerful insurance policy, granting fierce independence for autonomous living and travel. At 30 feet, the vehicle is akin to a luxury motor yacht on the open sea. The **HD-PRO** features all the best luxuries and capabilities Living Vehicle® has to offer. Conceived from the desires of customers who call Living Vehicle home, we welcome a new era of the flagship Living Vehicle® model.

MINI-SPLIT AIR CONDITIONING

Featuring heat and cool capabilities, the combined 24K BTU conditioning power makes exploration to the hottest and coldest climates an off-grid reality, ultra-efficient and completely electric.

4-SEASON PERFORMANCE

From the Mojave Desert sun to the High Sierra snowpack, with the 4-Season package as standard equipment, the **HD-PRO** has a remarkable ability to travel down to -4°

DUAL SOLAR AWNING

Featuring the most solar ever installed on a travel trailer, the Dual Solar Awning is an engineering marvel. A 48” horizontal knife edge aluminum plane extends out to space on each side of the **HD-PRO**.

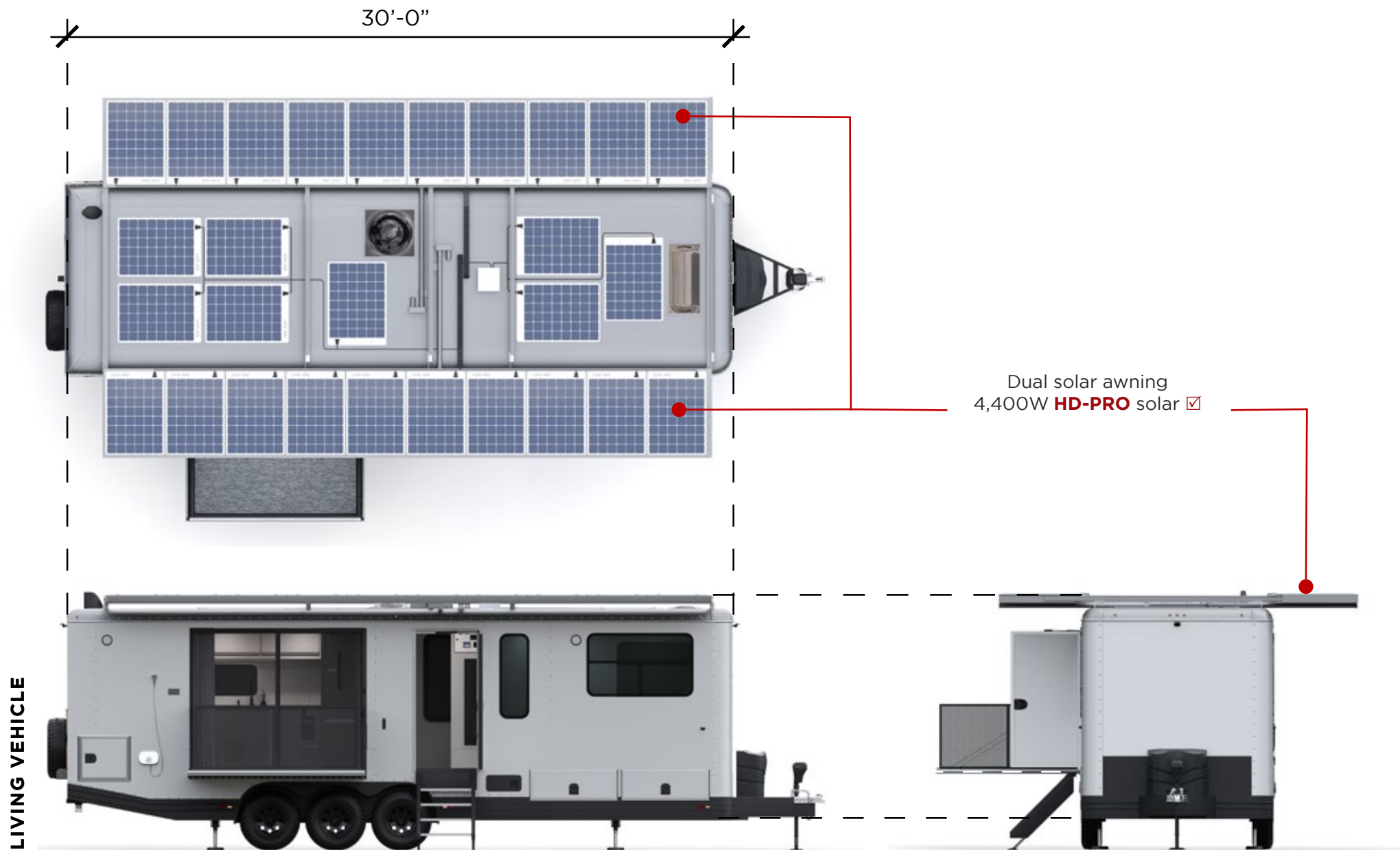
KING BEDROOM SUITE

The innovative HD model comes with new and never-before-seen accommodations for the Living Vehicle®. The king bed is truly luxurious and explicitly designed for those who enjoy the most luxurious sleeping space and unmatched for those who place a high value on gear storage.



23

HD Exterior



RIGHT Street side dual solar awning along the roof line of the **HD-PRO**. The European-Style Mini-Split A/C is fully integrated into the exterior design. ☑

BELOW Triple-axle with all-terrain capability option installed. Goodyear Wrangler M/T tires.



HD Interior Layout

LEGEND

- 1. Convertible lounge to queen guest bed
- 2. Dining table converts to coffee table
- 3. 42" 4K TV with media center shelving
- 4. Drawer dishwasher OPT
- 5. Cooktop
- 6. Movable kitchen island
- 7. 8' patio slider
- 8. 1,500 lb. folding patio deck
- 9. 32" x 36" shower
- 10. 13 CU.FT. solar refrigerator
- 11. Hallway shelving unit
- 12. Monitor panels
- 13. Bathroom
- 14. Vitreous China toilet
- 15. Entry
- 16. Shelving and dresser. W/D OPT
- 17. Full-height closet with shelf
- 18. Dresser at foot of bed
- 19. OPT King bed shown. STD Queen
- 20. A-frame and hitch, in front





HD Interior

30

OPPOSITE Natural finishes inspired by the great outdoors draw light inside. An unquestionable feeling of openness exudes throughout the timeless modern design of Living Vehicle's® living spaces. ✓

RIGHT Integrated storage solutions abound in the chef-designed kitchen. High end appliances are organized to enhance workflow of space for real-world cooking dynamics. ✓



HD Bedroom



RESIDENTIAL WARDROBE

Extensive storage in the 6-foot wide closet, featuring the integrated washer-dryer combo.



MOBILE OFFICE + CREATIVE STUDIO

Optional mobile office converts to a queen bedroom suite. The 80" wide, dual station office may be fully customized.



HD Floor Plan Options

34

LIVING VEHICLE



QUEEN BEDROOM SUITE ☒

The standard sleeping arrangement since the inception of Living Vehicle® is the residential-size Queen Bedroom Suite, standard equipment on the **HD** Series. Presenting a true residential-size queen bed at 60” x 80”, the arrangement fits perfectly in the bedroom. A charging station anchors a generous-sized nightstand on each side of the bed, an LED reading light, and LVenergy powered outlet. The two-touch operation, dimmable, and flexible neck LED reading lights are centered on each side of the bed.


The Queen Bedroom Suite provides significant storage. A 4-drawer dresser is accessed from the foot of the bed to supplement the 28 cubic foot lift-up storage compartment. An overhead storage compartment is centered over the bed with multiple secure storage lockers. The expanded 6-foot-wide closet houses a full-height hanging clothes rod, upper shelf, and storage module with an optional washer/dryer.



KING BEDROOM SUITE

The king sized bed is truly luxurious and explicitly designed for those who enjoy the most comfortable sleeping space possible.

The King Bedroom Suite is unmatched for those who place a high value on gear storage. A 6-drawer dresser is accessed from the foot of the bed to supplement the 35 cubic foot lift-up storage compartment.



TWIN-TWIN BEDROOM SUITE

The Twin-Twin Bedroom Suite is perfect for those who prefer two autonomous sleeping spaces. Two twin beds are installed on the left and right sides of the bedroom suite. Separated by a generous single central night stand, the Twin-Twin Bedroom Suite provides an elegant independent sleeping solution for two adults.

The Twin-Twin Bedroom Suite also provides significant storage. A 2-drawer dresser is accessed from the foot of each Twin bed to supplement the 14 cubic foot lift-up storage compartment under both beds.



MOBILE OFFICE BEDROOM SUITE

The Living Vehicle® lifestyle is intentionally built for travel, freedom, and adaptability. Purposely designed for work, the dedicated desk component is the cornerstone of the Mobile Office package and is a functional work of art. The bed component of the system is entirely hidden and tucked neatly and discreetly away when not deployed.

With the Mobile Office option, the available Creative Studio makes working anywhere a reality, even in demanding creative industries. The technology foundation of the studio may be fully customized, featuring the highest-end equipment from Apple.®

35

DUAL SOLAR AWNING

Featuring up to 4,400 Watts of solar on the HD-PRO





LT

THE LT-PRO

2024

The flagship of the **LT** model series features perpetual power from natural resources. The **LT-PRO** is the very definition of *Luxury Unplugged*.

LT-PRO [LVenergy]

The **LT-PRO** hosts the most innovative and technologically advanced offering, an unreal powerhouse packed into a strikingly compact footprint. Living Vehicle® has designed the **LT-PRO** with unequaled performance and capabilities. At 72kWh of battery storage and 18kW of raw inverter power. The **LT-PRO** [LVenergy] system goes well beyond the mandatory provision of necessary power for superior capability.

Walk-in Gear Closet & Storage

Instead of a dedicated bedroom, the front of the **LT-PRO** Living Vehicle® floor plan highlights a massive 5' x 8' walk-in closet, expansive even by residential standards. This space has been conceived for the adventurer, explorer, and digital creative with high requirements for gear storage. The sleeping quarters are neatly hidden above the lounge and enclosed with a coach-style privacy curtain. When not in use, the push of a button hides the queen bed for seamless storage.

Featuring the Dual Solar Awning

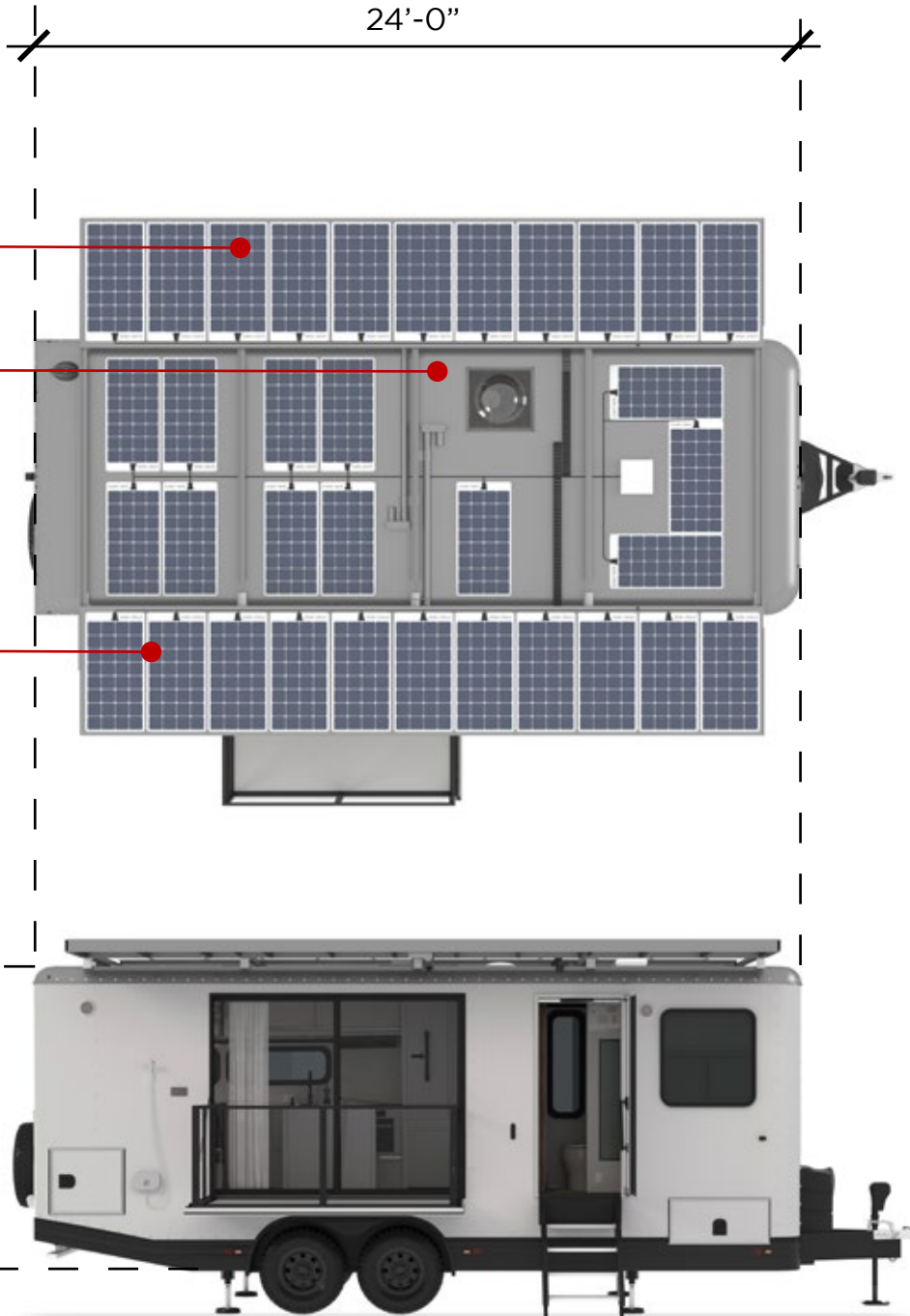
A 48" horizontal knife-edge aluminum plane extends into space on each side of the **LT-PRO**. This mechanical masterpiece is only possible by clearing the roof of all equipment and relocating it to the basement. When viewed from above and extended, the top of the Living Vehicle® is covered with 3,400 watts of ultra-efficient, industry-leading solar panels. When closed, there is nothing but a sea of solar panels.

LT Exterior

Dual Solar Awning, Standard equipment on the **LT-PRO** with 3,400 W solar ☑

Seamless aluminum sheet roof ☑

All-solar roof with the removal of rooftop air conditioning ☑



RIGHT 2" double seal hatch doors, fully insulated with closed cell rigid foam. All-metal gas struts and automotive locking hardware. ☑

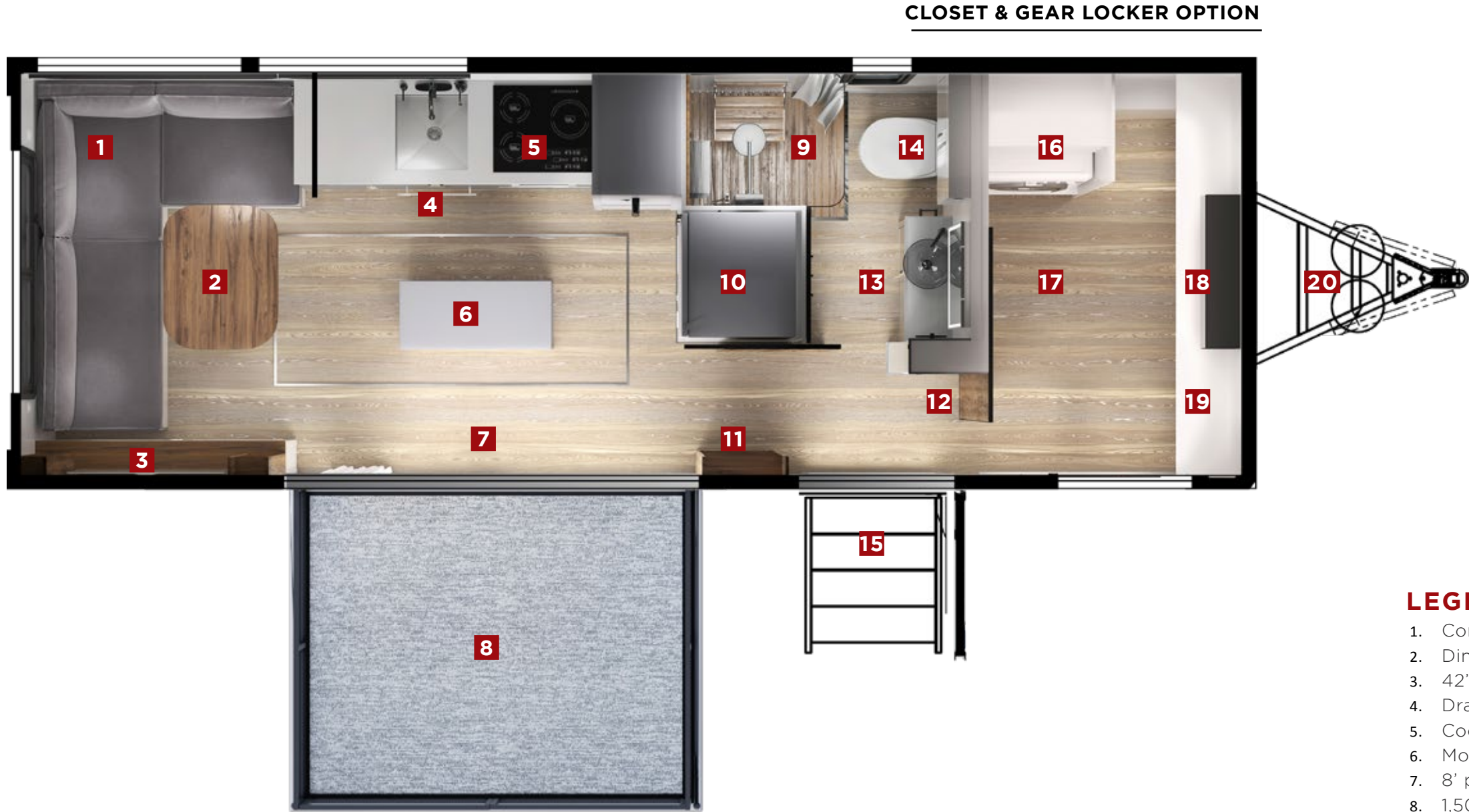
BELOW Pull-out slider system at Mini-Split A/C outdoor unit for ease of serviceability. Multiple layers of water protection at every exterior hatch and pressure equalization chamber. ☑



LT Interior Layout

42

LIVING VEHICLE

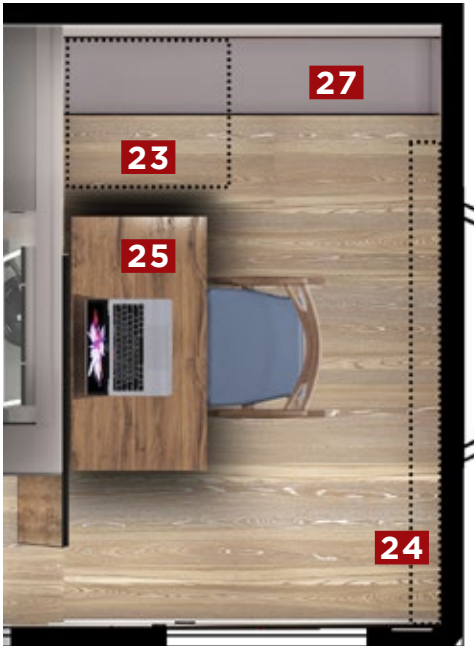


CLOSET & GEAR LOCKER OPTION

OFFICE & BUNK ROOM OPTION [opt W/D]



Sleeping Mode
[Bunk Beds Deployed]



Office Mode
[Workstation Deployed]

LEGEND

- | | | |
|--|---|--|
| 1. Convertible lounge to Queen bed | 10. 13 CU.FT. solar refrigerator | 19. Shelf and full-width closet bar |
| 2. Dining table converts to coffee table | 11. Hallway shelving unit | 20. A-frame and hitch, in front |
| 3. 42" 4K TV with media center shelving | 12. Monitor panels | 21. Wall-to-wall hanging storage |
| 4. Drawer dishwasher OPT | 13. Bathroom | 22. Line of desk when stowed |
| 5. Cooktop | 14. Vitreous China toilet | 23. OPT stacking Washer/ Dryer |
| 6. Movable kitchen island | 15. Entry | 24. Line of bunk beds in stowed position |
| 7. 8' patio slider | 16. Shelving and dresser. W/D OPT | 25. Folding work station |
| 8. 1,500 lb. folding patio deck | 17. 5' x 8' walk-in closet and gear storage | 26. Bunk beds in sleeping position |
| 9. 32" x 36" shower | 18. Mini-split A/C indoor air handler | 27. 36" hanging closet if W/D installed |


43



LT Interior

46

Derived from and inspired by the flagship **HD** model, Living Vehicle® has conceived the 24-foot **LT** model with the same amount of power, off-grid capabilities, and luxury. Designed exclusively for 2-4 travelers, the **LT** features a tremendous amount of storage with a residential-size walk-in closet. The primary sleeping space becomes the euro-loft, with guest sleeping for two. ☒



47

LT Interior

As standard equipment, the Euro Loft is the primary sleeping space that tucks up against the ceiling and is deployed in mere seconds. ✓

Adaptable guest sleeping for two, the **LT** model sleeps a total of four. ✓

Gear Closet Configuration shown. Optional Configuration available with Bunk Room with Folding Office.

Climate-controlled dedicated zone heat and A/C capable. ✓

5' x 8' walk-in closet and gear storage locker, featuring 8' full height clothes hanging rod with wall-to-wall shelf.

Washer/dryer installed as part of the Luxury Housekeeping option and storage shelving unit.




Rearward of the walk in closet door, the **LT** model is identical to the **HD**

“Be a yardstick of quality.
Some people aren’t used to an environment
where excellence is expected.”
- Steve Jobs -







Energy System	CORE	MAX	PRO		Legend	
Solar Base HD	2000	3000	4400	W	●	LVenergy Powered
Solar Base LT	1200	2200	3400	W	○	Non LVenergy Powered
Solar Deployable OPT	1600	1600	1600	W	-	Not Available
Inverter Power	6	12	18	kW		
Energy Pack Size	21.6	43.2	72	kWh		
Standard Equipment	CORE	MAX	PRO			
Level-1 EV Charging	●	●	●			
Level-2 EV Charging	-	-	●			
Mini Split A/C & Heating	●	●	●			
Solar Awning	-	●	●			
Dual Solar Awning	-	-	●			
Interior 120V Outlets	●	●	●			
Exterior 120V Outlets	●	●	●			
Microwave	●	●	●			
Refrigerator	●	●	●			
Auto Leveling	●	●	●			
Option Name						
4 Season Performance	○	○	●			
Air and Water Quality	●	●	●			
Automatic Euro Loft	●	●	●			
Backup Power Generation	●	●	●			
Creative Studio	●	●	●			
Electrified Chef's Kitchen	-	-	●			
Hi-Fi Audio	●	●	●			
Home Theater	●	●	●			
Interior Automation	●	●	●			
Luxury Housekeeping	○	●	●			
LV Creative Studio	●	●	●			
Water Generation	●	●	●			
Mobile Connectivity	●	●	●			
Performance Towing	●	●	●			
Hose & Cord Automation	●	●	●			
Towing Performance & Remote Security Combo	●	●	●			
Spa Bathroom (w/ Bidet)	●	●	●			
Spa Bathroom (w/ Compost)	●	●	●			
Split Queen Auto-Lounge	●	●	●			
Interior Automation	●	●	●			
Water Generation	●	●	●			
Zero Gravity Lounge	●	●	●			

LVenergy




POWDERCOATING



BLACK WALNUT



LVL



SOLID SURFACE




ULTRALEATHER



WALNUT DECK



MATTE BLACK



STAINLESS



Finishes & Materiality

EXTERIOR COLOR

BACK PANEL

The signature design feature of every Living Vehicle® is expressed in the rear occulus. The 8" anodized aluminum frame is offset from the rear side wall 2", surrounding the back wall of the LV. Available in three distinct and striking colors, the recessed back panel may be personalized with every new Living Vehicle® order.

White establishes a stark contrast between the rear elements, highlighting all features.

Aluminum is the very same demure anodized finish as the remaining exterior, designed to match and unite the exterior design.

The most dramatic, black anchors all elements on the rear elevation. The frameless window visually disappears and unites the design.

WHITE

ALUMINUM

BLACK





Options

Legend	
●	Standard Trim Equipment
○	Optional at Extra Cost
-	Not Available

62	POWER	HD	LT	CORE	MAX	PRO
	IvEnergy Remote Console	●	●	●	●	●
	Marine Power Center	●	●	●	●	●
	Level 1 EV Charging	●	●	●	●	●
	Level 2 EV Charging	○	○	-	-	●
	Solar Awning	○	○	-	●	●
	Dual Solar Awning	○	○	-	-	●
	Backup Power Generation	○	○	○	○	○
	Energy Integration	○	○	○	○	○
	Deployable Solar	○	○	○	○	○
64	Off-Grid Resources					
	Water Generation	○	○	○	○	○
	Integrated Propane Tank	○	○	○	○	○
34	Sleeping					
	Queen Suite	●	-	●	●	●
	Zero Gravity Lounge	○	-	○	○	○
	Bedroom Euro Loft	○	-	○	○	○
	Living Euro Loft	○	●	○/●	○/●	○/●
	King Suite	○	-	○	○	○
	Twin-Twin Suite	○	-	○	○	○
	Mobile Office	○	-	○	○	○
	LT Bunk Room & Office	-	○	○	○	○

66	TRAVEL					
	HD Chassis	●	●	●	●	●
	Patio Deck Automation	●	●	●	●	●
	Rear Gear Storage	●	●	●	●	●
	4-Season Performance	○	○	○	○	●
	Night Edition	○	○	-	-	●
	Automatic Leveling	●	●	●	●	●
	All-Terrain Capability	○	○	○	○	○
	Performance Towing	○	○	○	○	○
	Hose & Cord Automation	○	○	○	○	○
68	TECHNOLOGY					
	Mini-Split Air Conditioning	●	●	●	●	●
	Hi-Fi Audio	○	○	○	○	○
	Mobile Connectivity	○	○	○	○	○
	Home Theater	○	-	○	○	○
	Remote Security	○	○	○	○	○
	Creative Studio	○	-	○	○	○
74	LIVING					
	Patio Deck Automation	●	●	●	●	●
	Walk-In Closet 8' x 5'	-	●	●	●	●
	Air and Water Quality	○	○	○	○	○
	Electrified Chef's Kitchen	○	○	○	○	○
	Luxury Housekeeping	○	○	○	○	○
	The Mobile Office	○	-	○	○	○
	Spa Bath	○	○	○	○	○
	Off-Grid Spa Bath	○	○	○	○	○
	Luxury Finishes	○	○	○	○	○
	Interior Automation	○	○	○	○	○
	Star-View Skylights	○	○	○	○	○

Options

POWER

LVenergy Remote Console

Every Living Vehicle® comes factory equipped with over-the-cloud connectivity so you have complete visibility on the current state of the LVenergy system. With real-time energy flow, battery state of charge, and temperature monitoring, knowledge is power.

MARINE POWER CENTER

The LVenergy system is built to the highest standard available and constructed on a rock-solid foundation of marine-grade technology.

LEVEL 1 EV CHARGING

The energy stored in the LV Energy system may be transferred into an electric vehicle. When depleted, the LV® recharges completely off-grid using solar, Energy Integration, or Backup Generator power. Level 1 120V power provision for all basic electrical charging needs.

LEVEL 2 EV CHARGING

Rapid charging features a 240V power provision for all electrical charging needs. Ultimate flexibility provides an open-source platform that allows simply plugging your favorite Level-2 charger into the outlet provided.



SOLAR AWNING

Standard equipment on the **MAX** and **PRO**, the Solar Awning is a proprietary design by Living Vehicle® that doubles the amount of solar. The top layer of panels exposed to the sun's rays will always be charging, even when towing the vehicle. The solar awning is deployed in seconds with the flip of a switch providing shade for the patio side of the LV®.

DUAL SOLAR AWNING

The Dual Solar Awning features the most potent solar installed on a travel trailer – truly an engineering marvel. A 48" horizontal knife-edge aluminum plane extends to each side of the **PRO** trim levels.

BACKUP POWER GENERATION

Designed to provide peace of mind during travel in cloudy or winter environments, the generator will provide a vital backup source of power when solar is not available to recharge the energy system and power high-voltage equipment.

ENERGY INTEGRATION

The proprietary LVenergy alternator is installed into the owner's tow vehicle. Built for high power and rapid charging, the system may be engaged while towing or parked and running the engine idle.

DEPLOYABLE SOLAR

These stowed solar panels are always ready when the Living Vehicle® is parked under shade or in low sun conditions when you simply need the most solar power generation available. The panels are readily stowed in the pass-through compartment in the basement at the front of the Living Vehicle®.



Options

OFF-GRID RESOURCES


WATER GENERATION

The innovation of LV Water Generation gives owners the independence and freedom to enjoy the most luxurious, mineral-rich water from the comfort of their Living Vehicle® wherever their off-grid journeys take them, even in the most arid and remote locations. Watergen's® patented technology extracts water from the air in a highly efficient manner. Using food-grade materials and a multi-stage cleaning and filtration process, it becomes a safe and delicious source of drinking water without extracting and filtering groundwater.

Watergen® water-air generator is paired with Living Vehicle's® oversized freshwater tank, multiple redundant power sources, energy storage packs, and off-road capabilities. All this allows owners to comfortably extend their freedom on the road and in remote locations longer than ever before.

INTEGRATED PROPANE TANK

When the sun's energy is unavailable due to cloud cover or nightfall, a backup fuel source becomes invaluable. Capable of running the electrical generator or the backup heat supply, the significant expansion of the fuel storage tank will allow even greater peace of mind.



Options

TRAVEL

HD CHASSIS

Living Vehicle® is assembled on top of the fully integrated commercial-grade aluminum chassis. Steel reinforcements are placed at high-stress points for added rigidity and load transfer.

PATIO DECK AUTOMATION

Site setup has never been easier. The proprietary Living Vehicle® patio deck system may be fully deployed in minutes. Install the included power cable with a momentary switch to engage the high-capacity power winch located down in the basement to activate the deck mechanism.

REAR GEAR STORAGE

The Living Vehicle® comes with a universal 2” hitch style receiver for all gear storage solutions that provide ultimate flexibility and capability. With a vertical load capacity of up to 500 lbs., the mount will accommodate all types of off-the-shelf storage racks, including bike racks, gear lock-ers, SUP storage, and many more.

4-SEASON PERFORMANCE

The 4-Season Performance package extends the thermal capability of the Living Vehicle® to allow travel to more extreme ranges in both hot and cold climates. Adding the 4-Season Performance package lowers the minimum rating to -4°F and the maximum rating to 120°F.¹



NIGHT EDITION

The protective coating is visually and functionally striking as a grounding element on the **PRO** model. Specialized, high-performance spray-on elastomeric coating is engineered for maximum durability, absorption of impacts, and resistance to damage by remaining flexible and robust.

AUTOMATIC LEVELING

Previously reserved for commercial-style coaches and buses, this hydraulic leveling system will automatically deploy 4-point stainless-steel legs and lift the Living Vehicle® in various terrain environments. Simple, one-touch operation for fully automatic leveling of the Living Vehicle®.

ALL-TERRAIN CAPABILITY

For those who desire the most remote regions of our world, the All-Terrain Capability package will provide the enhanced equipment to get you there – and take Living Vehicle® farther than ever.

TOWING PERFORMANCE

Designed to move, the Living Vehicle® is built from the ground up for safe and stable towing. A camera system is installed with a rear camera and an in-vehicle monitoring screen for excellent travel visibility. For late-model tow vehicles, the Performance Towing package can integrate directly into the tow-vehicle’s in-dash monitor.

HOSE & CORD AUTOMATION

Zero-effort pull-out technology allows utility connection points to be accessed at a moment’s notice. Motorized retraction organizes hose and cord systems in a highly-convenient storage system.



Options

TECHNOLOGY

68



Coast-to-Coast Connectivity

STARLINK® Satellite Internet

Providing connectivity wherever you travel, the 2024 Living Vehicle® offers satellite connectivity at the fastest speeds and most reliable connection.

With ultra-fast internet available in even the most remote environments.

Offered on the 2024 **HD** and **LT** Living Vehicle®, the Starlink In-Motion RV Flat High-Performance Dish is an option to the Mobile Connectivity package. Starlink® is a registered a trademark of Space Exploration Technologies Corp.

69



The Connectivity Hub

A dedicated router is the secure Living Vehicle® network hub and remote management of the LVenergy system.

Options

TECHNOLOGY

MINI-SPLIT A/C & HEATING

An absolute innovation in the industry, Living Vehicle® features a dual-zone, fully integrated, European-style mini-split air conditioning system. With tremendous efficiency, the SEER 21 system draws a fraction of the power of comparable traditional RV-style rooftop systems. Featuring heat and cool capabilities, the combined 24K BTU conditioning power makes exploration to the hottest and coldest climates an off-grid reality, ultra-efficient and completely electric. Rated down to -4° and up to 120°.

HI-FI AUDIO

The Hi-Fi Audio package utilizes the most modern audio technology for a supremely elevated audio experience through multiple zones of Living Vehicle®. Powered by SONOS® (1), this becomes the digital entertainment hub of the audio and video system.

MOBILE CONNECTIVITY

The Mobile Connectivity package utilizes state-of-the-art technology from industry leaders in cell and WIFI boosting functionality to significantly extend the connectivity and speed of multiple mobile data sources. Compatible with the industry's leading internet technology, the WIFI booster combines outdoor WIFI antennas, an LTE modem, and Starlink®.



HOME THEATER

The Home Theater package transforms the bedroom into a high-end mobile cinema, featuring HD video and a surround sound experience. Centering the private theater room is a 70” pull-down screen with an overhead ceiling-mounted projector at the rear of the room that displays 4K HD video and seamlessly blends into the space’s modern design.

REMOTE SECURITY

The Remote Security package provides a series of security upgrades to provide additional safety measures while traveling. A video doorbell provides the owner real-time visibility from the entry side of the Living Vehicle® from virtually anywhere in the world. The onboard safe protects valuables.

CREATIVE STUDIO

The Living Vehicle® Creative Studio makes working anywhere a reality, even within demanding creative industries. Coupled with Living Vehicle’s® technology and sustainable power behind the LVenergy system, editors, producers, animators, architects, developers, and all decentralized creative professions in between can seamlessly work on the road without being restricted for ultimate freedom and creativity. Living Vehicle® is the only off-grid trailer with the power and devices to run a technologically reliant business from the utmost remote locations.



Options

LIVING

LUXURY HOUSEKEEPING

One of the most lavish luxuries is the freedom to choose how one spends the most valuable resource – time. The Luxury Housekeeping package is about reducing the necessary tasks that occupy much of our daily routine to free up time to do the things we love. The Luxury Housekeeping option features a washer/dryer combo, dishwasher and central-vac system.

MOBILE OFFICE

Purposely designed for work, the dedicated desk component is the cornerstone of the Mobile Office package and is a functional work of art. The work environment consists of a large walnut desk, suitable for two side-by-side workstations. The bed component of the system is entirely hidden and tucked neatly and discreetly away when not deployed.

SPA BATH

The Spa Bathroom package elevates the comfort, luxury, and convenience in the Living Vehicle® bathroom. The bath is transformed into a suite of highly functional equipment and sublime finishes, allowing for a fresh, peaceful, high-end retreat experience.

INTERIOR AUTOMATION

LV is designed to suit the needs of many uses in one adaptable solution. When converting between functional uses, the ease of conversion from one to the next is dramatically enhanced with the elevated convenience of the Interior Automation package. The interior blinds and dining table base are upgraded to automation system control.

STAR VIEW SKYLIGHTS

Let there be light! The skylight package installs two carefully placed skylights to bring the outdoors in. One of the best sleep aids conceived is the bedroom skylight; watching shooting stars while perfectly cozy just before slumber is the ultimate relaxation.

OFF-GRID SPA BATH

All of the Spa Bathroom option features are maintained with a compost toilet replacing the standard toilet. The installation of the compost toilet fundamentally redesigns the wastewater management system.

PATIO DECK AUTOMATION

Embrace the outdoors with the LV exclusive patio deck living space. Automatic winch control raises and lowers the 1500 lb. rated patio with the simple push of a button.

LUXURY FINISHES

The Luxury Finishes package upgrades the finish quality and luxury appearance of the major design elements in the Living Vehicle®. Featuring the walnut shower back panel, rich black walnut architectural accent surfaces are selectively installed throughout the entire Living Vehicle® interior living space.

AIR & WATER QUALITY

Given the uncertainty of the natural resource quality we travel to, the Air and Water Quality package is designed to improve the air and water quality inside your Living Vehicle®.

ELECTRIFIED CHEF’S KITCHEN

The Chef’s Kitchen package elevates the function and luxury of Living Vehicle® cooking and entertaining lifestyle. Fully electric appliances and equipment are exclusive to and only available on the **PRO** trim level. Powered by the LVenergy system, the Electrified Chef’s Kitchen leverages the massive onboard energy reserves and provides 240/120V of power.

ZERO GRAVITY LOUNGE

The dual-zone head and foot may be raised independently for any number of sleeping, reading, or entertainment viewing positions – with the simple push of a remote control. Ultra-high quality, contour-fitting cold foam is purpose-built to be extremely comfortable.

LT WALK-IN CLOSET or BUNK / OFFICE ROOM

The front room of the **LT** Living Vehicle® floor plan highlights a massive 5’ x 8’ walk-in closet, expansive even by residential standards, conceived for the adventurer, explorer, and digital creative with high requirements for gear storage. For no extra charge, the optional configuration is a bunk bed, closet, and folding desk system for ultimate adaptability.

LIVING & BEDROOM EURO LOFT

In a stroke of adaptable design magic, welcoming visitors to your home is always having a guest bed at the ready. Available in the living or bedroom, the EuroLoft™ adds a conveniently hidden space for two guests to sleep and increases the LV® sleeping capacity from the standard of 4 adults to 6.



Tow Vehicles

The LVt [Living Vehicle Truck]

INTRODUCING THE LVt

Every year, Living Vehicle® builds a custom example of what we consider the perfect vehicle to pair with the LV lineup. The LVt is only to be taken as our professional recommendation based on years of experience and is not required for towing a Living Vehicle®.

Many customers use Living Vehicle® in a semi-permanent application and contract with a shipper to deliver the LV to their intended location. The LVcare team will assist with shipment coordination and on-site setup if a tow vehicle is not required.

There are many great examples of modern-day tow vehicles to fit a customer’s unique application. As of 2023, no **HD** electric tow vehicles are available that will meet LV’s towing requirements. While we await the electric truck revolution, we have hand-curated motor-driven vehicles from the industry’s best providers.

Living Vehicle® does not sell tow vehicles or engage in up-fitting. Our onboarding team will work with you and make introductions to our preferred providers.

LVt Up-Fitting

RECOMMENDED BY LIVING VEHICLE

While a completely stock pickup truck from any major brands will suffice, we provide a list of recommended upgrades to enhance the luxuries and capabilities of the Living Vehicle® experience. Here is a short example of some of the available upgrades.

- Lift kit with torsion sway bar, progressive leaf springs, long travel air bags, radius arms, and stabilizers
- Front bumper with integrated winch and light bar
- Kevlar coating, full truck, LV color-matched two tone & Brand delete kit
- Matte black wheel package with full-size spare
- Off-road tire package maintaining factory payload
- Fender flares, sprayed to match
- 55-gallon replacement fuel tank
- Cell-booster
- Air compressor system with hose and fittings
- Custom front grille with powder coated LV emblem
- 35-gallon freshwater tank with pump and wash kit
- 1,500 lb bed slide
- Electronic tonneau cover or camper shell
- Custom aluminum bed and storage system to install over chassis cab (1-1/2 ton)
- Energy Integration package with LV® alternator

Living Vehicle LT-LVt

250/2500 (3/4 ton) or 350/3500 (1-ton)

Capacity : > 16 GVWR

Payload: > 2,500 lbs.

LT MODEL TOW VEHICLE

Purpose built to pair perfectly with the **LT** model, we recommend a 3/4 ton - 1 ton full size pickup truck. The lighter and more nimble **LT** is built for adaptability. We recommend a SRW (single rear wheel) setup with a diesel engine configuration for added torque and fuel efficiency. A 5” lift kit with progressive rear end springs and air suspension maintains factory towing and payload while significantly increasing off-road capability and on-road small bump compliance.



Living Vehicle HD-LVt

450 or 4500 (1-1/2 ton)

Capacity : > 20K GVWR

Payload: > 4,000 lbs.

HD MODEL TOW VEHICLE

The heavy-duty truck emerges from metamorphosis; a wide stance more akin to a Ford Raptor or RAM TRX but sheer presence and stature is unlike anything else on the road. Arguably the most head-turning, off-road capable tow vehicle ever made, the LVt 1-1/2 ton is a beautiful beast. The stock DRW configuration is modified to a 40-inch Super-Single rear wheel conversion package, commonly found on forest service fire equipment. A custom bed and storage package is installed.





Licenses & Certifications

DESIGNED BY LEED® AP

With multiple company founders holding LEED® Professional Accreditation, Living Vehicle® has collectively experienced decades of professional course work and on-the-ground training in sustainability and environmental design. This commitment is a lifelong pursuit of education and understanding what it takes to build a quality and healthy living space. It is our foremost goal to create highly sustainable and healthy living spaces.



RVIA® CERTIFIED

The RVIA® (Recreational Vehicle Industry Association) licenses and certifies RV manufacturers and only licensed manufacturers can produce a certified RV. The RVIA® certification means the RV was built and lives up to the National Fire Protection Association (NFPA®) safety standards, and the structure qualifies as an RV.



DESIGNED BY ARCHITECTS

Living Vehicle® is founded by a licensed architect in the State of CA with a Bachelors in Architecture from the California Polytechnic State University of San Luis Obispo.

California Architectural License # 32587



NADA® LISTED

RVIA® certification provides access to inclusion in NADA®, which stands for the National Automobile Dealers Association. NADA® provides access for MSRP values for new and preowned market valuation. Banks and lending institutions require listing in NADA® for financing.



LOW VOC INDOOR AIR QUALITY

Living Vehicle® meets or exceeds the most stringent indoor air quality requirements of all government and private agencies including OSHA®, the Environmental Protection Agency (EPA®), National Institute for Occupational Safety and Health (NIOSH®), and the American Conference of Governmental Industrial Hygenists (ACGIH®).

Most notably, Living Vehicle® exceeds the IAQ standards for LEED, set by independent sustainability organizations like the USGBC. Reports available at LivingVehicle.com

Tested by JS Held
Certified Industrial Hygenist



LEED® wordmark, LEED AP logo, and LEED logo are registered trademarks of the U.S. Green Building Council®
NATM® and NATM logo are registered trademarks of The National Association of Trailer Manufactures®
RVIA® and RVIA logo are trademarks of Recreation Vehicle Industry Association, Inc.
NFPA® and NFPA logo are registered trademarks of the National Fire Protection Association
The NADA Guides logo is a registered service mark of the National Automobile Dealers Association

NATM® CERTIFICATION

The National Association of Trailer Manufacturers certification ensures manufacturers are producing safe, reliable trailers and trailer parts. NATM gives access to a library of resources offering recommendations and guidelines, which makes it much easier for manufacturers to follow and comply with the regulations



Service

LEVERAGED EXPERIENCE

We believe that an exceptional experience is more than just a quality product. The Living Vehicle® motto, “design by experience” spans all facets and extends to your direct enjoyment. When contacting your Customer Care Team, you will speak with someone who not only understands the product, but has lived the lifestyle.

INDUSTRY KNOWLEDGE

Far from the status quo of vehicle ownership experience, your LV Care Team provides direct support with technical matters, warranty coordination, and other questions relating to your Living Vehicle®. No automated help lines, just a private number and a person you know by name.

DEDICATED RESOURCE

Enjoy access to your very own LV® Customer Care Professional. The LV® Care Team is your connection to professionals who are intimately familiar with all aspects of the Living Vehicle® experience. It’s like having a good friend at your side at all times, wherever your adventures take you.



CHASSIS & FRAME



CUSTOM COMPONENTS



3RD PARTY COMPONENTS

A PERSONALIZED EXPERIENCE

Stuff happens, we get it. While we strive to produce the best possible quality, there are times when something needs to be replaced or repaired. We believe that service should be easy and fit into your lifestyle. For this reason, we have designed a service program that is inherently flexible, personal and nationwide. We partner with service centers and mobile service technicians across the country to help get you back on the road as quickly and effortlessly as possible. One simple call to your personal LV® Care Team is all it takes.

WARRANTY SUPPORT

Every new LV® comes standard with a 1-3-10 year factory warranty. Every LV® is backed by the most comprehensive service and warranty offering available in the industry. Living Vehicle® is proud to offer warranty service virtually everywhere in the United States.





Weights & Capacity

STD/OPT	Specification	HD	LT	Package
STD	Sleeping Capacity	4	4	Automatic Euroloft (Living and Bedroom)
OPT	Sleeping Capacity Option	Up to 8	-	
STD	Length	30' 0"	24' 2"	
STD	Exterior Width	8' 6"	8' 6"	
STD	Interior Width	8' 0"	8' 0"	
STD	Exterior Height	11'-6"	11'-6"	All-Terrain Capability
OPT	Exterior Height	11'-9"	11'-9"	
STD	Interior Ceiling Height	6' 10"	6' 10"	
STD	Est. Hitch Weight (lbs) ¹ (10% UVW)	1,400/ 1,500/ 1,600	1,100/ 1,200/ 1,300	CORE/ MAX/ PRO
STD	Est. Unit Dry Weight - UVW (lbs) ¹	14k/ 15k/ 16k	11k/ 12k/ 13k	CORE/ MAX/ PRO
STD	Est. GVWR - Maximum Trailer Capacity (lbs) ¹	18k/ 19k/ 20k	14k/ 15k/ 16k	CORE/ MAX/ PRO
STD	Temperature Rating	10° \ 90°	10° \ 90°	4-Season Performance CORE/ MAX PRO
OPT	4-Season Temperature Rating (Electric Heat)	4° \ 110°	4° \ 110°	
OPT	PRO Temperature Rating (Electric Heat)	-4° \ 120°	-4° \ 120°	
STD	Est. Net Carrying Capacity (lbs) ¹	4,000	3,000	

SYSTEMS (MEP)

Standard/	Specification	HD	LT	Package
STD	Electrical Line-In (amps)	50	50	Fixed LP Tank
STD	Standard Propane Tanks LPG (lbs.)	(2) 30	(2) 30	
OPT	Fixed Propane Tank (lbs.)	98	50	
STD	Fresh Water Tank (gal)	100	100	
STD	Gray Water Tank (gal)	62	62	
STD	Black Water Tank (gal)	45	45	Water Generation
OPT	Atmospheric Water Generation	5 Gallons/ Day, >20% RH, Filtration & UV Sterilization	5 Gallons/ Day, >20% RH, Filtration & UV Sterilization	
STD	Mini-Split A/C outdoor Condenser BTU	24,000	24,000	
STD	Air Conditioner SEER Rating	21	21	
STD	Living Air Handler BTU	18,000	18,000	
STD	Bedroom Air Handler BTU	9,000	9,000	4-Season Performance 4-Season Performance 4-Season Performance
STD	Active Air Cirrculation	"Always-On" DC Brushless Fans	"Always-On" DC Brushless Fans	
STD	Ventilation Fan	Bathroom - Direct Exhaust to Exterior	Bathroom - Direct Exhaust to Exterior	
STD	Backup Heating Off-Grid (btu)	35K Propane, Ducted System, In-Floor	35K Propane, Ducted System, In-Floor	
OPT	Water Heater Sub-Zero Kit	Antifreeze frost-free down to -4°F	Antifreeze frost-free down to -4°F	
OPT	Bathroom Heat	Radiant Room & Towel Warmer	Radiant Room & Towel Warmer	Air & Water Quality Air & Water Quality Air & Water Quality Air & Water Quality
OPT	Electric Water Hose	120V Heated Water Hose	120V Heated Water Hose	
STD	Lighting (Interior)	Warm LED, Dimmable	Warm LED, Dimmable	
STD	Water Heater	Tankless on-Demand	Tankless on-Demand	
STD	Hot Water Circulation	Whole-Unit, Instant Hot at Fixtures	Whole-Unit, Instant Hot at Fixtures	
OPT	Air Purifier - Outdoor Air Intake	MERV 13, WIFI Enabled	MERV 13, WIFI Enabled	Air & Water Quality
OPT	Air Quality Monitor	Humidity, Temp & Pressure Monitoring	Humidity, Temp & Pressure Monitoring	
OPT	Water Filtration	3-stage w/ NASA Developed Virus Filtration	3-stage w/ NASA Developed Virus Filtration	
OPT	Water Sterilization	UV Sterilization at Kitchen Countertop Faucet	UV Sterilization at Kitchen Countertop Faucet	Air & Water Quality

Specifications

LIVING AREA

Standard/	Specification	HD	LT	Package
STD	Folding Deck Door	8' 0" Patio Gate Deck 1500# Rating	8' 0" Patio Gate Deck 1500# Rating	Automatic Euroloft Automatic Euroloft
STD	Deck Automation	Automatic Raise/ Lowering	Automatic Raise/ Lowering	
STD	Deck Railing	Folding 'Always Ready' Railing System	Folding 'Always Ready' Railing System	
STD	Dining Table	Designer Walnut Hardwood	Queen - Electronic Loft Bed System	
STD	Sofa & Lounge	Convertible Dining & Queen Bed	Removable & Stowable	
STD	Guest Bed	Queen - Convertible Dinette	Designer Walnut Hardwood	Automatic Euroloft Automatic Euroloft
OPT	Euro Loft Bed	Queen with Access Ladder	Convertible Dining & Queen Bed	
OPT	Euro Loft Bed Railing	Removable & Stowable	Queen - Convertible Dinette	
STD	Lounge Fabric	Marine-Grade Upholstery by Sunbrella	Marine-Grade Upholstery by Sunbrella	Luxury Finishes
OPT	Lounge Fabric Leatherette	UltraLeather	UltraLeather	
STD	Media Center	Entertainment Center w/ Lower Storage	Entertainment Center w/ Lower Storage	
OPT	Media-Center Luxury Finishes	Walnut Finish Expanded Hardwood w/ Shelving & Media Cabinets	Walnut Finish Expanded Hardwood w/ Shelving & Media Cabinets	Luxury Finishes
OPT	Central Vac	Central Vac Supply w/ Brush and Head Extensions	Central Vac Supply w/ Brush and Head Extensions	Luxury Housekeeping
STD	Hallway EDC Storage	Floor-to-Ceiling, Walnut Shelving	Floor-to-Ceiling, Walnut Shelving	Interior Automation
OPT	Automated Table Conversion	12V Powered, Swivel Top, Conversion to Coffee Table	12V Powered, Swivel Top, Conversion to Coffee Table	

Energy & Power

Standard/	Specification	HD	LT	Package
STD	Generator Enclosure	Gen-set ready	Gen-set ready	Backup Power Gen
OPT	Generator (kW)	6.5 Propane. Remote Control by LVenergy. 240V	6.5 Propane. Remote Control by LVenergy. 240V	
STD	CORE Energy (kWh)	21.6	21.6	
OPT	MAX Energy (kWh)	43.2	43.2	
OPT	PRO Energy (kWh)	72.0	72.0	
OPT	Single Solar Awning	48" Extension, Automated, Entry-Side, Full Length	48" Extension, Automated, Entry-Side, Full Length	MAX
OPT	Dual Solar Awning. "The Butterfly"	48" Extension, Automated, Entry & Service Sides, Full Length	48" Extension, Automated, Entry & Service Sides, Full Length	PRO
OPT	Ambient Patio Lighting	LED Light Strip Under Entry-Side Solar Awning, Dimmable	LED Light Strip Under Entry-Side Solar Awning, Dimmable	MAX, PRO
STD	Marine Power Center	All-Breaker Design, LED Indicators, Smoked Acrylic Doors	All-Breaker Design, 60" Enclosed, Smoked Acrylic Doors	
STD	Energy Storage Chemistry	Lithium Phosphate	Lithium Phosphate	
STD	Energy Pack Voltage (volts)	24	24	CORE/ MAX/ PRO
STD	Inverter Power	240V/ 120V	240V/ 120V	
STD	CORE Power (kW)	6	6	
STD	MAX Power (kW)	12	12	MAX
STD	PRO Power (kW)	18	18	PRO
OPT	Site-Deployable Solar	400W - 1,600W Deployable Solar Arrays, Angle Stands, Stowable	400W - 1,600W Deployable Solar Arrays, Angle Stands, Stowable	CORE/ MAX/ PRO
STD	EV Charging	Level 1	Level 1	CORE/ MAX PRO
STD	EV Charging	Level 2	Level 2	
STD/ OPT	CORE Solar (W) STD/ OPT	2,000 / up to 3,600 w/ Deployable	1,200 / up to 2,600 w/ Deployable	
STD/ OPT	MAX Solar (W) STD/ OPT	3,000 / up to 4,600 w/ Deployable	2,200 / up to 3,600 w/ Deployable	CORE
STD/ OPT	PRO Solar (W) STD/ OPT	4,400 / up to 6,000 w/ Deployable	3,400 / up to 5,000 w/ Deployable	MAX
STD	Solar Panels (type)	Thin film, impact resistant, ultralight, Mono-crystalline	Thin film, impact resistant, ultralight, Mono-crystalline	PRO
OPT	Tow Vehicle Charging	High-Power Alternator	High-Power Alternator	Energy Integration

Shell, Chassis & Frame

Standard/	Specification	HD	LT	Package
STD	Chassis	Aluminum w/ steel axle mains	Aluminum w/ steel axle mains	HD Auto-Leveling
STD	Exterior Finish	.063 matte-finish anodized aluminum exterior	.063 matte-finish anodized aluminum exterior	
STD	Entry Door	2" double-seal insulated commercial entry door. No screen	2" double-seal insulated commercial entry door. No screen	
STD	Hatch Compartments	Insulated 2" exterior hatch compartments w/ automotive latch	Insulated 2" exterior hatch compartments w/ automotive latch	
STD	Compartment Egress	Interior hatch compartment escape latches	Interior hatch compartment escape latches	
STD	Compartment Lighting	Interior automatic lighting at all hatch compartments	Interior automatic lighting at all hatch compartments	
STD	Heated Subfloor	Passive heating design w/ basement air plenum.	Passive heating design w/ basement air plenum.	
STD	Auto-Leveling	4-point Hydraulic	4-point Hydraulic	
STD	Raised Subfloor Material	All-Aluminum .125"	All-Aluminum .125"	
STD	Frame (Walls and Ceiling)	All-Aluminum, welded	All-Aluminum, welded	
STD	Insulation Ceiling (R-Value)	Rigid Closed Cell Foam. R25	Rigid Closed Cell Foam. R25	4-Season Performance
STD	Insulation Floor (R-Value)	Rigid Closed Cell Foam. R13	Rigid Closed Cell Foam. R13	
STD	Insulation Walls (R-Value)	Rigid Closed Cell Foam. R13	Rigid Closed Cell Foam. R13	
STD	Windows	Frameless, Single Pane	Frameless, Single Pane	
OPT	Window Option	Frameless, Dual Pane	Frameless, Dual Pane	
STD	Window Screens	All Operable Window Openings	All Operable Window Openings	
STD	Patio Slider	Sliding, Single Pane Patio Slider	Sliding, Single Pane Patio Slider	
OPT	Patio Slider Option	Dual Pane	Dual Pane	
STD	Patio Slider Screen	Aluminum Slider w/ Screen	Aluminum Slider w/ Screen	
STD	Roof	Seamless Aluminum Sheet	Seamless Aluminum Sheet	
STD	Roof Profile	1" Bow Truss	1" Bow Truss	All-Terrain Capability
STD	Axles	(3) 7K Torsion Axles	(2) 8K Torsion Axles	
STD	Wheels	Matte Black	Matte Black	
OPT	Tires	Off-Road Mud-Terrain	Off-Road All-Terrain	
STD	Brakes	6-Wheel Independent Electric	4-Wheel Independent Electric	
OPT	Disc Brake Package	Electric/ Hydraulic Independent at Each Wheel (6 Total)	Electric/ Hydraulic Independent at Each Wheel (4 Total)	
OPT	PRO Night Edition	Protective Coated A-Frame, Wheel Wells, Fenders, and Lower Trim.	Protective Coated A-Frame, Wheel Wells, Fenders, and Lower Trim.	
STD	Gear Rack Receiver	2" Receiver rated at 500 lbs	2" Receiver rated at 500 lbs	
STD	Ball Height	23"	23"	
STD	Ball Size	2-5/16"	2-5/16"	
STD	Under-Skin Ground Clearance	16"	16"	PRO Night Edition
STD	Departure Ground Clearance	22"	22"	
STD	Removable Off-road Bumper	Aluminum w/ Dual-pin Attachment	Aluminum w/ Dual-pin Attachment	

Walk In Closet

Standard/	Specification	HD	LT	Package
STD	Storage Unit	-	Shelving Unit at Back of Closet	Luxury Housekeeping
STD	Closet	-	8 Foot Clothes Rod - Wall to Wall	
STD	Overhead Storage	-	Wall to Wall Overhead Shelf	
OPT	Washer and Dryer	-	Combined Unit, Installed in Closet, Vented	

Specifications

Kitchen

Standard/	Specification	HD	LT	Package
STD	Refrigerator & Freezer	13 cu.ft.	13 cu.ft.	Chef's Kitchen [PRO]
OPT	Ice Maker	Integrated into Freezeer	Integrated into Freezeer	
STD	Kitchen Island	Rolling w/ caster wheels, locking bolts to floor.	Rolling w/ caster wheels, locking bolts to floor	Chef's Kitchen [PRO]
STD	Cooking	Propane Stove - Stainless	Propane Stove - Stainless	
OPT	Oven	Electric oven & Microwave combo	Electric oven & Microwave combo	Chef's Kitchen [PRO]
OPT	Electric Cooktop	Induction, Three-Burner	Induction, Three-Burner	
STD	Ventilation	Range Hood	Range Hood	Luxury Housekeeping
OPT	Dishwasher	Drawer style, Stainless, 6-setting	Drawer style, Stainless, 6-setting	
STD	Water Filter	Countertop Filtration, Matte Black	Countertop Filtration, Matte Black	Luxury Housekeeping
OPT	Water Sterilization	LED UV Lamp System at Countertop Water Tap	LED UV Lamp System at Countertop Water Tap	
OPT	Insta-Hot Water System	Countertop, Hot & Cold, Matte Black	Countertop, Hot & Cold, Matte Black	Chef's Kitchen [PRO]
STD	Pull-Out Trash Can	Dual Container Pull-Out Trash and Recycling	Dual Container Pull-Out Trash and Recycling	
STD	Microwave & Convection Oven	Integrated Stainless	Integrated Stainless	Chef's Kitchen [PRO]
STD	Kitchen Faucet	Multi-Spray Pull-Out, Matte Black	Multi-Spray Pull-Out, Matte Black	
STD	Pantry	Standing Height - Multi-Drawer, Adjustable	Standing Height - Multi-Drawer, Adjustable	Chef's Kitchen [PRO]
OPT	Stainless BBQ	Countertop Grill	Countertop Grill	
OPT	Stainless BBQ Fuel Source	Exterior 1/4" Propane Quick-Connect	Exterior 1/4" Propane Quick-Connect	Chef's Kitchen [PRO]

BEDROOM

Standard/	Specification	HD	LT	Package
STD	Master Bed	Cool-Touch Memory Foam Queen	-	Luxury Finishes
OPT	Luxury Headboard	Walnut. (Queen, King, Twin-Twin)	-	
OPT	Luxury Mattress Selection	European Cold-Foam w/ Air Pockets, 3 Levels to Select From	-	Mattress Option
OPT	Bedroom Mattress Lounge	Dual Zone (L&R) Adjustable Queen Bed, European Mattress Suspension	-	
STD	Nightstands	(2) Recessed Shelf and Drawers	-	Zero-Gravity Lounge
OPT	Nightstands	Walnut. (Queen, King, Twin-Twin)	-	
STD	Under-Bed Storage	Gas Support, Lift Up Storage	-	Luxury Finishes
STD	Dresser	Integrated Into Closet. 4-Drawer	-	
STD	Closet	6 ft. Floor to Ceiling - w/ Hat Shelf	-	Luxury Housekeeping
OPT	Washer and Dryer	Combined Unit, Vented	-	
OPT	Skylight	30" x 16" w/ Blackout Shade	-	Starview Skylight
OPT	Open Bedroom	No Bedroom Buildout - Flat Floor. Closet Included	-	
OPT	King Bedroom	King Bed, Lift-Up Storage, Nightstands, Overhead Cabinet	-	Open Bedroom
OPT	Twin-Twin Bedroom	(2) Twin Beds, Lift-Up Storage, Central Nightstand, Overhead Cabinet	-	
OPT	Bedroom EuroLoft	Queen EuroLoft Drop-Down Bed. (Only available with Queen)	-	King Bedroom
OPT	LV Mobile Office	80" long walnut desk surface convertible to 60"x80" Queen	-	
OPT	Automatic Window & Skylight Shades	Push-Button Electric Shades	-	Twin-Twin Bedroom

BEDROOM

Standard/	Specification	HD	LT	Package
STD	Master Bed	Cool-Touch Memory Foam Queen	-	
OPT	Luxury Headboard	Walnut. (Queen, King, Twin-Twin)	-	Luxury Finishes
OPT	Luxury Mattress Selection	European Cold-Foam w/ Air Pockets, 3 Levels to Select From	-	Mattress Option
OPT	Bedroom Mattress Lounge	Dual Zone (L&R) Adjustable Queen Bed, European Mattress Suspension	-	Zero-Gravity Lounge
STD	Nightstands	(2) Recessed Shelf and Drawers	-	
OPT	Nightstands	Walnut. (Queen, King, Twin-Twin)	-	Luxury Finishes
STD	Under-Bed Storage	Gas Support, Lift Up Storage	-	
STD	Dresser	Integrated Into Closet. 4-Drawer	-	
STD	Closet	6 ft. Floor to Ceiling - w/ Hat Shelf	-	
OPT	Washer and Dryer	Combined Unit, Vented	-	Luxury Housekeeping
OPT	Skylight	30" x 16" w/ Blackout Shade	-	Starview Skylight
OPT	Open Bedroom	No Bedroom Buildout - Flat Floor. Closet Included	-	Open Bedroom
OPT	King Bedroom	King Bed, Lift-Up Storage, Nightstands, Overhead Cabinet	-	King Bedroom
OPT	Twin-Twin Bedroom	(2) Twin Beds, Lift-Up Storage, Central Nightstand, Overhead Cabinet	-	Twin-Twin Bedroom
OPT	Bedroom EuroLoft	Queen EuroLoft Drop-Down Bed. (Only available with Queen)	-	LV Bunk Room
OPT	LV Mobile Office	80" long walnut desk surface convertible to 60"x80" Queen	-	Mobile Office
OPT	Automatic Window & Skylight Shades	Push-Button Electric Shades	-	Interior Automation

BATHROOM

Standard/	Specification	HD	LT	Package
STD	Residential Shower	32" x 36" Spa-Style w/ Curtain	32" x 36" Spa-Style w/ Curtain	
STD	Shower Fixture	Multi-Flow Shower Panel System, Matte Black	Multi-Flow Shower Panel System, Matte Black	
STD	Shower Floor	Floor-Level Hardwood Deck Mat	Floor-Level Hardwood Deck Mat	
OPT	Shower Skylight	Clear	Clear	Starview Skylight
STD	Water Heater	Tankless, Gas, Freeze Protection	Tankless, Gas, Freeze Protection	
OPT	Shower Interior	Rear Hardwood Slatted Wall with Shelves	Rear Hardwood Slatted Wall with Shelves	Luxury Finishes
OPT	Shower Seat	Wall-mounted folding stainless & hardwood	Wall-mounted folding stainless & hardwood	Spa Bathroom
STD	Bathroom Sink	Glass Vessel ½" Tempered, Gray	Glass Vessel ½" Tempered, Gray	
OPT	Bathroom Mirror	Anti-Fog, Heated Mirror, Lighted, Dimmable	Anti-Fog, Heated Mirror, Lighted, Dimmable	Spa Bathroom
STD	Toilet	Vitreous China, Full Height	Vitreous China, Full Height	
OPT	Electric Toilet	Macerator with Bidet	Macerator with Bidet	Spa Bathroom
OPT	Compost Toilet	Compost Toilet w/ Converted black to gray tank	Compost Toilet w/ Converted black to gray tank	Off-Grid Spa Bathroom
STD	Bathroom Faucet	Vessel Style - Matte Black	Vessel Style - Matte Black	
OPT	Towel Warmer & Room Heater	120V Electric w/ Auto Timer & Towel Hooks	120V Electric w/ Auto Timer & Towel Hooks	4-Season Performance
OPT	Exterior Shower	Marine Grade Pull-out (Hot & Cold)	Marine Grade Pull-out (Hot & Cold)	Spa Bathroom

Specifications

TECHNOLOGY, AUDIO & VIDEO

Standard/	Specification	HD	LT	Package
OPT	WIFI Antenna	Dual Band 2.4 & 5.8 GHz	Dual Band 2.4 & 5.8 GHz	Mobile Connectivity
OPT	Cellular Antenna	Multi-Carrier Dual Simultaneous LTE Modems	Multi-Carrier Dual Simultaneous LTE Modems	Mobile Connectivity
OPT	Indoor Router	Gigabit LAN, 2.4/ 5.8 GHz, USB 3.0 Tethering, LTE Modem	Gigabit LAN, 2.4/ 5.8 GHz, USB 3.0 Tethering, LTE Modem	Mobile Connectivity
OPT	Studio Display	Mac XDR 6K 32" Side-by-Side Studio Displays, Mounted (Req. Mobile Office)	-	LV Creative Studio
OPT	Studio Monitors	Genelec "The One" L&R, Mounted (Req. Mobile Office)	-	LV Creative Studio
OPT	Headphones	Wired 250 ohm Studio Headphones	-	LV Creative Studio
OPT	Webcam	4K PRO Webcam	-	LV Creative Studio
STD	Audio System	Wireless dual-zone system, Bedroom & Living	Wireless Single-Zone, Living	
OPT	Architectural Speakers	In-ceiling multi-zone system, 8" Woofer	In-ceiling multi-zone system, 8" Woofer	Hi-Fi Audio
OPT	AMP	2-Channel Digital AMP, WIFI Control	2-Channel Digital AMP, WIFI Control	Hi-Fi Audio
OPT	Subwoofer	(1) SONOS Subwoofer	(1) SONOS Subwoofer	Hi-Fi Audio
STD	Living Room Audio	SONOS Play - Wall Mounted	SONOS Play - Wall Mounted	
STD	Living Television	42" 4K Smart HDTV	42" 4K Smart HDTV	
OPT	Bedroom Projector	4k Projector, Overhead Cabinetry Mounted	-	Home Theater
OPT	Projector Screen	Pull-Down Manual, Silver Screen	-	Home Theater
OPT	Internet TV Player	4K Internet TV by Apple	-	Home Theater
OPT	Home Theater Speakers & Sub	(2) in-ceiling (1) WIFI Subwoofer	-	Home Theater
OPT	WIFI Security Camera Monitoring	Remote Camera Monitoring (Requires Performance Towing)	Remote Camera Monitoring (Requires Performance Towing)	Remote Security
OPT	Video Doorbell	Wired WIFI Video Doorbell	Wired WIFI Video Doorbell	Remote Security
OPT	Keyless Entry Latch	Keypad & Keyless Entry	Keypad & Keyless Entry	Remote Security
OPT	Safe	In-Closet .9 CUFT	In-Closet .9 CUFT	Remote Security
OPT	Towing Surround Cameras	(4) Front, Sides & Rear	(4) Front, Sides & Rear	Performance Towing
OPT	In-Cab Monitoring	7" LCD Screen, Hardwired	7" LCD Screen, Hardwired	Performance Towing
OPT	Automated Table Leg	Powered, Swivel Top, Conversion to Coffee Table	Powered, Swivel Top, Conversion to Coffee Table	Interior Automation
OPT	Automated Window Blinds	Whole-Unit Automation	Whole-Unit Automation	Interior Automation
OPT	Shore Cord Reel	Automatic Retract, Powered Cord Reel & Organized Stowage. 50 ft.	Automatic Retract, Powered Cord Reel & Organized Stowage. 50 ft.	Cord Automation
OPT	Water Hose Reel	Automatic Retract, Powered Hose Reel & Organized Stowage 50 ft.	Automatic Retract, Powered Hose Reel & Organized Stowage 50 ft.	Cord Automation

1 - Weights and dimensions are estimated based on most current design configuration data and included equipment. Weights and dimensions are subject to change without notice.

UP TO DATE PRICING

Current pricing may be viewed online using the Living Vehicle Configurator. Click below to access.

HD CONFIGURATOR

LT CONFIGURATOR




Extremely Limited Production

24 total examples

To Reserve your 2024 now:

www.LivingVehicle.com/order



For inquiries, contact:

www.LivingVehicle.com

hello@LivingVehicle.com

805 . 618 . 2462